


How to Play TIC BAG TOE™

On One Board

Find 3 friends, form 2 teams of 2, and then...

- 1** Flip a coin to see which team is "X" and throws first in every round.

The other team is "O" and gets to pick which color bag they throw.



- 4** When a player makes a bag in a hole, their partner fills it with their X or O symbol.

If a bag lands on the board but doesn't go in the hole, leave it there. If either player knocks it in, it counts! But if one of each team's bags goes in to one hole at the same time, that's a "wash" and neither counts.

- 5** When the first two players have thrown all of their bags, their partners pick them up, leave the Xs and Os in place, walk to the throwing line, and start their turn, again with X throwing first.

- 6** When a team gets 3 spaces in a row, that's "tic bag toe!"

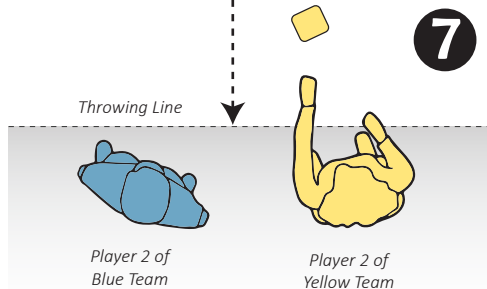
Remove the pucks and keep going, finish the round and trade places with your partner again.

- 7** The first team to get 3 "tic bag toes" wins the game!

- 2** Have two of the players (one from each team) take 10 steps and mark a line that both teams will throw from.

Note: If somebody's struggling to hit the board, you can agree to let them throw from a little closer. The goal is to have fun!

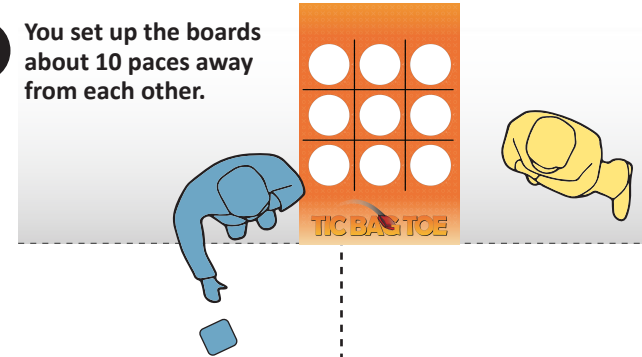
- 3** The two players who set the distance take turns throwing their four bags at the board, starting with the player on the team that won the toss.



On Two Boards

is the same as playing one board, except...

- 8** You set up the boards about 10 paces away from each other.



- 9** Instead of trading places after each round, players stay where they are and throw from there at the far board where their partner is standing.

- 10** Each board is its own 'game within a game'

Each player's goal is to get three in a row on the board they're throwing at, and the first team to get 3 tic bag toes wins the game.

